

# El Dorado County

Domestic migration into the county was the primary factor contributing to the county's population growth, 2000 to 2004.

The percent increase of workers commuting one hour or more to work ranked 11th in the state.

El Dorado County has the 9th highest percentage increase of working women in the state. Median income for a family with children under 18 is also 9th highest in the state (\$60,485).<sup>1</sup>

The percentage of children living in poverty is the 5th lowest in the state.

Professional jobs account for 37% of employment; sales/office occupations, 25%; service occupations, 19%.<sup>1</sup>

The percentage of women in sales and office occupations (35%) is more than twice as high as men (16%) in those jobs. The percentage of men in construction, production, and related jobs is nearly 8 times higher than women in those jobs (30% vs. 4%).<sup>1</sup>

The People	2000 <sup>1</sup>	2004 <sup>2</sup>	Change <sup>2</sup>
Total number of residents	156,299	172,244	10%
• Population foreign born residents	7%		
• Population change from natural increase			15%
• Population change from domestic migration			76%
• Population change from foreign immigration			9%

The Children	2000 <sup>1</sup>	2004 <sup>2</sup>	Change
Children 0-13	30,831	29,669	-4%
• Under 2	3,375		
• 2 years	1,811		
• 3 years	1,850		
• 4 years	1,910		
• 5 years	2,102		
• 6 to 13 years	19,783		
Children 0-13 with parents in the labor force <sup>3</sup>	18,415	17,721 <sup>4</sup>	-4%
• Under 2	1,820		
• 2 years	925		
• 3 years	920		
• 4 years	990		
• 5 years	1,255		
• 6 to 13 years	12,505		
Children 0-5 living in poverty	10%		

The Labor Force	1990 <sup>5</sup>	2000 <sup>1</sup>	Change
• Number of employed residents	57,547	72,119	25%
• Workers with an hour or more commute	4,707	8,725	85%
• People working at home	2,257	4,215	87%
• People working non-traditional hours <sup>6</sup>	11,844	12,957	9%
• percent working non-traditional hours		18%	
• People working 35 hours or more	51,836	64,017	23%
• percent working 35 hours or more		76%	
• Men in the labor force	35,045	42,394	21%
• Women in the labor force	27,256	35,692	31%
• Women with a child under 6		7,902	
• percent in the labor force		60%	

The Households	2000 County <sup>1</sup>	2000 State <sup>1</sup>
• Number of households	59,013	11,512,020
• speaking English at home	87%	62%
• speaking Spanish at home	7%	22%
• speaking an Asian language at home	2%	9%
• speaking another language at home	4%	7%
• Number of families with children under 18	20,406	4,208,775
• percent of families with children under 18	47%	53%
• percent of single parent families	23%	26%
• Homeowners with children under 6	11%	14%
• Renters with children under 6	18%	20%
• Residents over 24 with BA or higher	27%	27%

## The 2005 California Child Care Portfolio

For more information about child care call Choices for Children: Cameron Park (530) 676-0707 or South Lake Tahoe (877) 541-5848.

1. U.S. Census Bureau, 2000.

2. California Department of Finance population projections.

3. This number reflects children with either two parents or a single head of household in the labor force.

4. Network estimate based on California Department of Finance (DOF) population projections.

5. U.S. Census Bureau, 1990.

6. Estimate using commute time. Might or might not include weekends.

# Child Care in El Dorado County

		Child Care Centers	Family Child Care Homes <sup>1</sup>
Facilities	Total number of sites	54	140
	Total number of slots (percent)	2,466 (64%)	1,402 (36%)
	Infant slots in centers	144 ( 6%)	
	Preschool slots in centers	2,155 (87%)	
	School-age slots in centers	167 ( 7%)	
Schedules <sup>2</sup>	Full-time and part-time slots	85%	82%
	Only full-time slots	0%	11%
	Only part-time slots	15%	7%
	Care available during non-traditional hours	6%	22%
Languages	English	100%	99%
	Spanish	30%	5%
	Other Languages	6%	4%

1. A breakdown of slots by age is not available for family child care homes because their licenses are not specific to particular age groups.
2. Full-time (30 or more hours/week) and part-time are a % of total slots. Non-traditional (evenings, weekends, overnight) are a % of total sites.
3. Network estimate based on CA DOF Projections, 2004: either two parents or single head of household in labor force.
4. These types of care are not included in the supply of licensed care available.
5. Some parents find child care without using R&Rs. These requests do not necessarily represent total demand, but they do reflect trends.
6. U.S. HUD. Median rent for a 2-bedroom unit. 2004.
7. Cost estimates 2004/5; 2002 Regional Market Rates with CPI Inflation Factor. Full-time.
8. California Dept. of Education. 2003/4.

## Availability of Licensed Child Care

In El Dorado County, there are an estimated 17,721 children ages 0-13 with parents in the labor force<sup>3</sup> and 3,868 licensed child care slots.

Licensed child care is available for 22% of children with parents in the labor force.\*

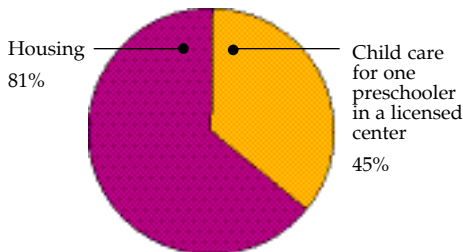
\* Some families choose friends and relatives (license-exempt caregivers) to care for their children, and programs for school age children are often not licensed by the state.<sup>4</sup>

## Parent Requests to the R&R<sup>5</sup>

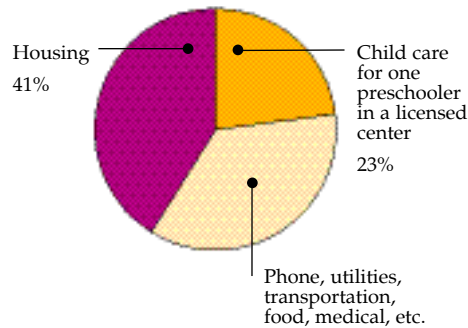
- Type of care requested: 39% infant/toddler; 41% preschool; 20% school-age
- Schedule requested: 62% full-time (0-5 years); 49% part time (0-5 years)
- Reasons for needing care: 78% employment; 6% school/training; 10% looking for work

## Child Care and Family Budgets

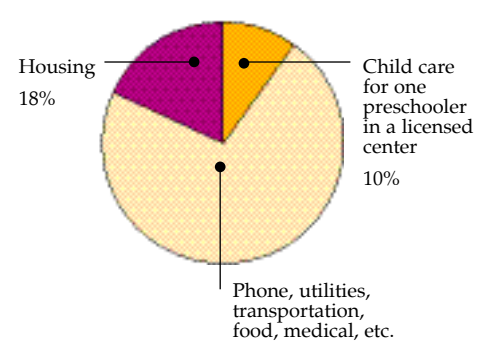
How child care fits into an El Dorado County family's annual budget (Housing<sup>6</sup>: \$11,400; Preschooler in a licensed center<sup>7</sup>: \$6,320)



Annual Income: \$14,040  
**Families with 1 minimum wage earner**  
 Care for one infant in a licensed family child care home: 54% of income



Annual Income: \$28,080  
**Families with 2 minimum wage earners**  
 Care for one infant in a licensed family child care home: 27% of income



Annual Income: \$62,668  
**Families with 2 entry level public school teachers working in the county<sup>8</sup>**  
 Care for one infant in a licensed family child care home: 12% of income