

# Tuolumne County

*“We were ecstatic that we were able to add several family child care homes in our highest demand area, Sonora. For the first time in several years, Sonora parents seeking care for infants seem able to find it without traveling long distances between home and work”* – R&R Counselor

**Home to picturesque** Gold Rush towns and Yosemite National Park, Tuolumne County is heavily dependent on tourism. Hospitality, food service, and retail jobs pay modest wages and require rotating shifts, and evening and weekend work – when there is no child care available in licensed centers. While 31 percent of licensed family child care homes offered care during these hours in 2002, the total number of homes in the county has been declining. However, several family child care homes have been started in Sonora, the county seat, where demand is highest.

In the more remote areas of the county, finding child care is very challenging. Some parents travel long distances to find care. This is difficult during winter months, when icy roads extend travel times. In the summer, having an adequate supply of care for school-age children has also become difficult. High turnover and low wages have forced two center-based programs to cut their summer programs for school-age children. A local nonprofit that offers after-school programs has had trouble finding a facility to house its summer program. Most schools are not available because repairs and renovations are done during the summer.

**Targeting new family child care homes** Infant/Child Enrichment Services, the local resource and referral (R&R) agency, is focusing its efforts on recruiting family child care providers to ensure an adequate supply of care for infants and during non-traditional hours. The local community college has a child development program that helps build the supply of qualified teachers for child care centers. The R&R is also collaborating with the local Child Care Planning Council to recruit providers through a media campaign that includes radio, TV, and newspaper advertising.

The People <sup>1</sup>	1990	2000	Change
Total number of residents	48,456	54,501	12%
Total number of employed residents		19,878	
Percent working outside the county		17%	
Percent working non-traditional hours		21%	
Total number of households	17,893	20,989	17%
Speaking English	16,150	19,193	19%
Speaking Spanish	773	954	23%
Speaking an Asian language	112	144	29%

## The Children<sup>1</sup> 2000

Total number of children (0–13 years) 8,259

Under 2	2	3	4	5	6–11	12	13
934	486	493	553	505	3,885	687	716

Children 0–5 living in poverty (% of total) 642 (21%)

Children 0–5 living in single parent household (% of total) 630 (24%)

Total number of children (0–13) with parents in the labor force<sup>2</sup> 4,599

Under 2	2	3	4	5	6–13
490	269	310	285	330	2,915

## Child Care Cost and Family Income 2002

Average annual cost of full-time licensed care for a preschooler, 2–5 years old, in a center <sup>3</sup>	\$4,276
Annual minimum wage of a full-time worker <sup>4</sup>	\$14,040
Care for a preschooler as a percent of income of a single parent household at minimum wage	30%
Annual median family income <sup>1</sup>	\$44,327
Annual fair market rent for a two-bedroom unit <sup>5</sup>	\$7,716
Salary of entry-level public school teacher <sup>6</sup>	\$36,414

1. U.S. Census Bureau, 1990; 2000.

2. This number reflects children with either two parents or single head of household in the labor force.

3. 2002 Regional Market Rate Survey of California Child Care Providers.

4. California Department of Industrial Relations, Industrial Welfare Commission, 2002.

5. U.S. Department of Housing and Urban Development, 2002.

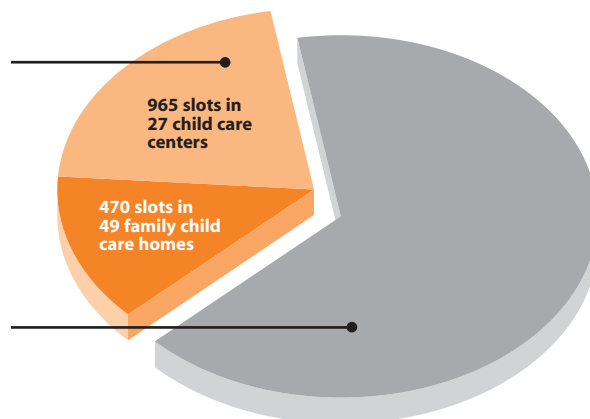
6. California Department of Education, 2002-2003.

**For more information about child care in Tuolumne County, call:**  
Infant/Child Enrichment Services 209-533-0377

# Child Care Supply in Tuolumne County

## Licensed Child Care Supply 1,435 slots

Total number of licensed slots	1,435
Percent of slots in child care centers	67%
% of slots for infants (under 2 years old)	3%
% of slots for preschoolers (2–5 years old)	57%
% of slots for school-age children (6 years and older)	40%
Percent of slots in family child care homes <sup>1</sup>	33%



## Children with Parents in the Labor Force<sup>2</sup> 4,599

Licensed child care is only available for 31% of children with parents in the labor force<sup>2</sup>.

- Licensed center-based care available for 6% of infants<sup>1</sup>
- Licensed center-based care available for 46% of preschoolers<sup>1</sup>

## Supply of Licensed Child Care and Requests from Parents to the R&R

		Child Care Centers	Family Child Care Homes
<b>Facilities</b>	Total number of sites	27	49
	Total number of slots	965	470 <sup>1</sup>
	Infant slots	28	
	Preschool slots	550	
	School-age slots	387	
<b>Schedules<sup>3</sup></b>	Full-time and part-time	37%	92%
	Only full-time available	8%	6%
	Only part-time available	56%	2%
	Care available during non-traditional hours	0%	31%

**Parent Requests to the R&R<sup>4</sup>**

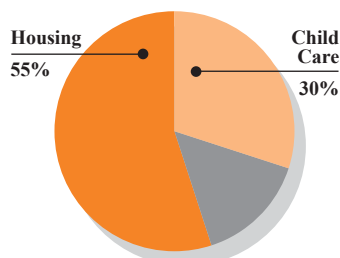
*Type of care:* 31% infant/toddler; 44% preschool; 25% school-age

*Type of facility:* 97% family child care homes; 44% child care centers

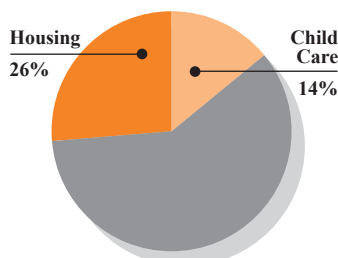
*Schedule of care:* 42% full-time care (0–5 years); 58% part-time care (0–5 years)

*Reasons for needing child care:* 84% employment; 3% school/training; 7% looking for work

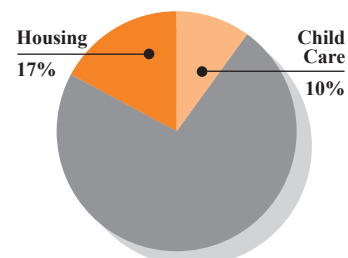
## Portion of Income Needed to Pay for Basic Family Needs: Housing and One Preschooler in a Licensed Center



For a Family at Minimum Wage  
\$14,040 / year



For a Family Earning  
\$30,000 / year



For a Family at County Median Income  
\$44,327 / year

- A breakdown of slots by age is not available for family child care homes because they are licensed to care for children of all ages.
- Children (0–13 years old) living with two parents or with a single parent in the labor force. 2000 U.S. Census.
- Full-time and part-time schedules are percentages of total slots. Some centers that are exempt from licensing requirements are included in the percentages related to care during non-traditional hours (evening, weekend, or overnight.) Non-traditional schedules are percentages of total sites.
- Since some parents find child care without using R&Rs, the calls recorded here do not necessarily represent total demand for child care, although they do reflect trends.