

Tehama County

In Tehama County, the opening of several State Preschool sites and a new employer-sponsored child care center has helped increase the supply of child care. But the long-term availability of other licensed care – particularly family child care homes – is threatened by ever-increasing turnover of providers. With agriculture and timber the primary industries in Tehama, the seasonal nature of this work makes it difficult to operate a year-round child care business. This leaves many centers and family child care homes with too many vacancies to remain profitable, and brings child care workers' salaries down.

Low wages for working parents affect demand. In 2003, the 400-family waiting list for subsidized care was at its highest point in five years.

The arrival of a WalMart distribution center and other retail and service jobs in Tehama County has increased demand for care during early mornings, evenings, and weekends. Although an increasing number of family child care homes are offering care during non-traditional hours – 54 percent versus 5 percent of licensed centers – availability will be affected as family child care homes close or reduce their hours. Infant care is also in short supply, with just 3 percent of center-based slots available for children under two.

Helping license-exempt providers

Much of the county's child care needs for many working parents is being met by license-exempt providers. As a result, Child Care Referral and Education, the local resource and referral (R&R) agency, established the license-exempt home visitor program to provide information and support to these providers. The program includes licensing orientations, basic child development, and health and safety information. All participants are encouraged to participate in the statewide Child Care Initiative Project training, for which incentives for participating in professional development courses are offered. The R&R has helped the county meet its need for Spanish-speaking providers through First 5-sponsored trainings and technical assistance.

“Our waiting list for child care subsidies through CalWORKs is at its highest point in five years. Most of these families are at or below 50 percent of the state median income. Without the subsidy, child care, combined with housing eats up a family's entire salary.” – R&R Counselor

| The People ¹ | 1990 | 2000 | Change |
|---------------------------------------|--------|--------|--------|
| Total number of residents | 49,625 | 56,039 | 13% |
| Total number of employed residents | | 20,640 | |
| Percent working outside the county | | 24% | |
| Percent working non-traditional hours | | 27% | |
| Total number of households | 18,745 | 21,090 | 13% |
| Speaking English | 16,554 | 18,029 | 9% |
| Speaking Spanish | 1,482 | 2,556 | 72% |
| Speaking an Asian language | 80 | 50 | -38% |

The Children¹ 2000

Total number of children (0–13 years) 11,609

| Under 2 | 2 | 3 | 4 | 5 | 6–11 | 12 | 13 |
|---------|-----|-----|-----|-----|-------|-----|-----|
| 1,368 | 693 | 731 | 742 | 816 | 5,404 | 931 | 924 |

Children 0–5 living in poverty (% of total) 1,327 (31%)

Children 0–5 living in single parent household (% of total) 1,073 (28%)

Total number of children (0–13) with parents in the labor force² 6,135

| Under 2 | 2 | 3 | 4 | 5 | 6–13 |
|---------|-----|-----|-----|-----|-------|
| 630 | 370 | 310 | 405 | 480 | 3,940 |

Child Care Cost and Family Income 2002

| | |
|---|----------|
| Average annual cost of full-time licensed care for a preschooler, 2–5 years old, in a center ³ | \$4,349 |
| Annual minimum wage of a full-time worker ⁴ | \$14,040 |
| Care for a preschooler as a percent of income of a single parent household at minimum wage | 31% |
| Annual median family income ¹ | \$37,277 |
| Annual fair market rent for a two-bedroom unit ⁵ | \$6,036 |
| Salary of entry-level public school teacher ⁶ | \$34,702 |

1. U.S. Census Bureau, 1990; 2000.

2. This number reflects children with either two parents or single head of household in the labor force.

3. 2002 Regional Market Rate Survey of California Child Care Providers.

4. California Department of Industrial Relations, Industrial Welfare Commission, 2002.

5. U.S. Department of Housing and Urban Development, 2002.

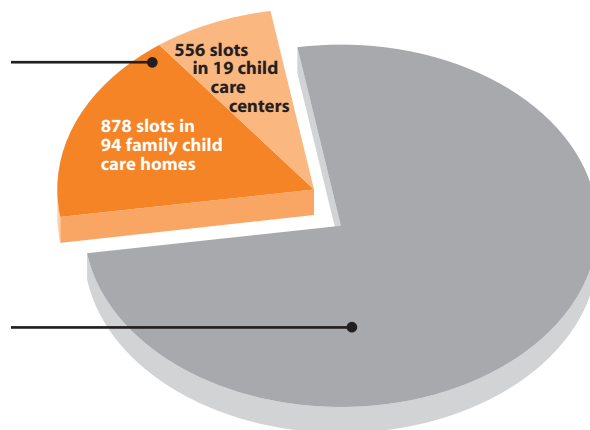
6. California Department of Education, 2002-2003.

For more information about child care in Tehama County, call:
Child Care Referral and Education 530-529-3131

Child Care Supply in Tehama County

Licensed Child Care Supply 1,434 slots

| | |
|--|-------|
| Total number of licensed slots | 1,434 |
| Percent of slots in child care centers | 39% |
| % of slots for infants (under 2 years old) | 3% |
| % of slots for preschoolers (2–5 years old) | 76% |
| % of slots for school-age children (6 years and older) | 22% |
| Percent of slots in family child care homes ¹ | 61% |



Children with Parents in the Labor Force² 6,135

Licensed child care is only available for 23% of children with parents in the labor force².

Licensed center-based care available for 2% of infants¹

Licensed center-based care available for 27% of preschoolers¹

Supply of Licensed Child Care and Requests from Parents to the R&R

| | | Child Care Centers | Family Child Care Homes |
|------------------------------|---|--------------------|-------------------------|
| Facilities | Total number of sites | 19 | 94 |
| | Total number of slots | 556 | 878 ¹ |
| | Infant slots | 14 | |
| | Preschool slots | 420 | |
| | School-age slots | 122 | |
| Schedules³ | Full-time and part-time | 39% | 47% |
| | Only full-time available | 12% | 53% |
| | Only part-time available | 48% | 0% |
| | Care available during non-traditional hours | 5% | 54% |

Parent Requests to the R&R⁴

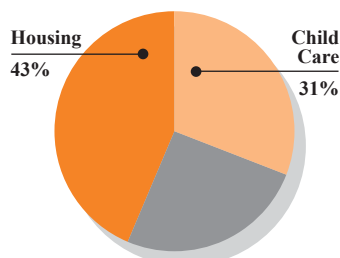
Type of care: 21% infant/toddler; 50% preschool; 29% school-age

Type of facility: 97% family child care homes; 13% child care centers

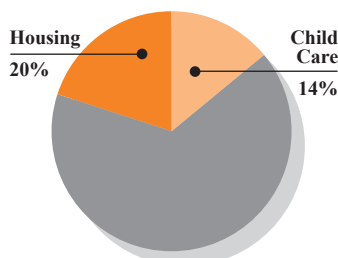
Schedule of care: 64% full-time care (0–5 years); 37% part-time care (0–5 years)

Reasons for needing child care: 75% employment; 7% school/training; 8% looking for work

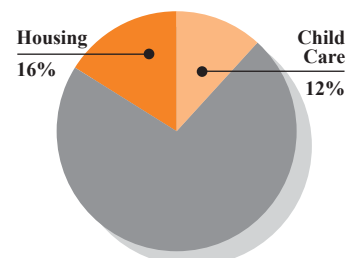
Portion of Income Needed to Pay for Basic Family Needs: Housing and One Preschooler in a Licensed Center



For a Family at Minimum Wage
\$14,040 / year



For a Family Earning
\$30,000 / year



For a Family at County Median Income
\$37,277 / year

1. A breakdown of slots by age is not available for family child care homes because they are licensed to care for children of all ages.
2. Children (0–13 years old) living with two parents or with a single parent in the labor force. 2000 U.S. Census.
3. Full-time and part-time schedules are percentages of total slots. Some centers that are exempt from licensing requirements are included in the percentages related to care during non-traditional hours (evening, weekend, or overnight.) Non-traditional schedules are percentages of total sites.
4. Since some parents find child care without using R&Rs, the calls recorded here do not necessarily represent total demand for child care, although they do reflect trends.