

Napa County

Although Napa County is known for its fine wine and high quality of life, many families cannot afford the cost of child care. In addition to the growing number of low-income families struggling to cope with the Bay Area's high cost of living, family child care homes are also hurting. "We are seeing family child care providers leaving the field and relocating to other counties or taking jobs outside the home," says a staff member at Community Resources for Children, the local resource and referral (R&R) agency. Child care centers also face challenges, especially those offering infant and toddler care. "One of our centers started a program for infants, but closed it because it was cost-prohibitive. The rates they had to charge were just too much for parents to afford," says the R&R staffer. So, it's not surprising that just 6 percent of center slots – which make up nearly three quarters of the total licensed child care supply – are for children under two.

Because the tourism, service, and wine industries provide the majority of jobs in Napa County, the need for care during non-traditional hours exceeds the supply. Just 1 percent of licensed centers offer care during these hours. Overall, child care availability varies region by region, within the county. Many parents use license-exempt programs for their school-age children. These include Boys and Girls Clubs, day camps, and other recreational programs. Napa parents have even organized shared transportation to and from these programs.

Learning opportunities for providers

To build the supply of child care that meets the needs of Napa families, the R&R provides orientations for license and license-exempt providers. These sessions include information on training opportunities offered by the Child Care Initiative Project (CCIP), a statewide program focusing on child development as well as business skills for new and existing providers. The R&R also collaborates with various other public and private agencies to provide training and learning activities to both child care providers and parents.

"As in all Bay Area counties, the cost of living – especially the cost of housing – makes it difficult for someone to start a family child care business, and it's also difficult for families to pay for housing and child care."

– R&R Counselor

The People ¹	1990	2000	Change
Total number of residents	110,765	124,279	12%
Total number of employed residents		57,393	
Percent working outside the county		23%	
Percent working non-traditional hours		18%	
Total number of households	41,185	45,395	10%
Speaking English	33,853	34,730	3%
Speaking Spanish	3,946	6,917	75%
Speaking an Asian language	824	1,134	38%

The Children¹ 2000

Total number of children (0–13 years) 23,039

Under 2	2	3	4	5	6–11	12	13
2,937	1,513	1,523	1,590	1,635	10,354	1,699	1,788

Children 0–5 living in poverty (% of total) 1,082 (12%)

Children 0–5 living in single parent household (% of total) 1,009 (13%)

Total number of children (0–13) with parents in the labor force² 13,380

Under 2	2	3	4	5	6–13
1,485	810	715	925	935	8,510

Child Care Cost and Family Income 2002

Average annual cost of full-time licensed care for a preschooler, 2–5 years old, in a center³ \$6,248

Annual minimum wage of a full-time worker⁴ \$14,040

Care for a preschooler as a percent of income of a single parent household at minimum wage 44%

Annual median family income¹ \$61,410

Annual fair market rent for a two-bedroom unit⁵ \$11,700

Salary of entry-level public school teacher⁶ \$38,151

1. U.S. Census Bureau, 1990; 2000.

2. This number reflects children with either two parents or single head of household in the labor force.

3. 2002 Regional Market Rate Survey of California Child Care Providers.

4. California Department of Industrial Relations, Industrial Welfare Commission, 2002.

5. U.S. Department of Housing and Urban Development, 2002.

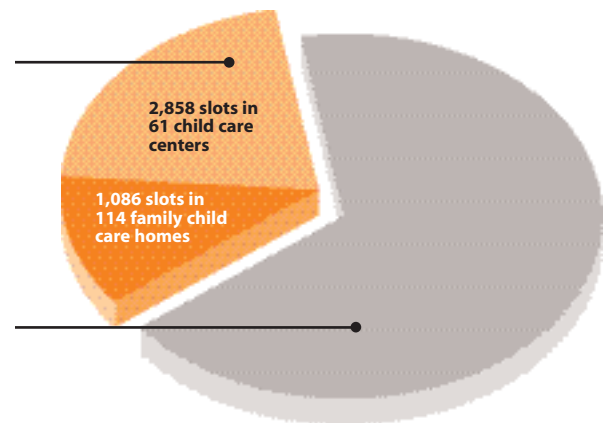
6. California Department of Education, 2002-2003.

For more information about child care in Napa County, call:
Community Resources for Children 707-253-0376

Child Care Supply in Napa County

Licensed Child Care Supply 3,944 slots

Total number of licensed slots	3,944
Percent of slots in child care centers	72%
% of slots for infants (under 2 years old)	6%
% of slots for preschoolers (2–5 years old)	68%
% of slots for school-age children (6 years and older)	26%
Percent of slots in family child care homes ¹	28%



Children with Parents in the Labor Force² 13,380

Licensed child care is only available for 29% of children with parents in the labor force².

- Licensed center-based care available for 12% of infants¹
- Licensed center-based care available for 57% of preschoolers¹

Supply of Licensed Child Care and Requests from Parents to the R&R

		Child Care Centers	Family Child Care Homes
Facilities	Total number of sites	61	114
	Total number of slots	2,858	1,086 ¹
	Infant slots	182	
	Preschool slots	1,935	
	School-age slots	741	
Schedules³	Full-time and part-time	84%	77%
	Only full-time available	5%	17%
	Only part-time available	11%	6%
	Care available during non-traditional hours	1%	29%

Parent Requests to the R&R⁴

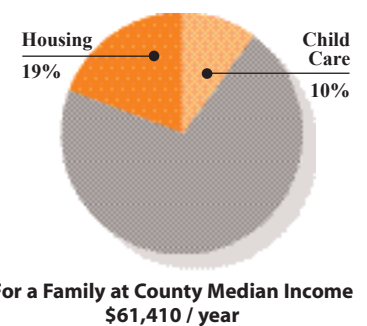
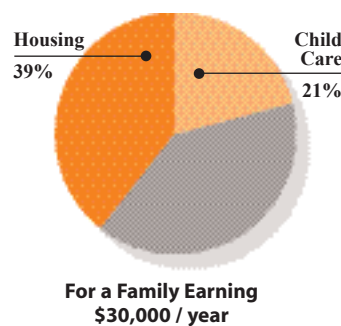
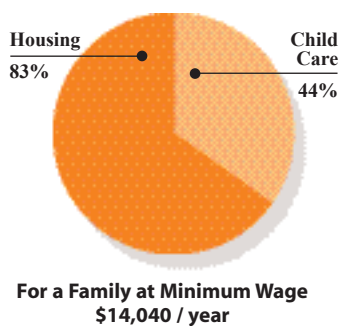
Type of care: 39% infant/toddler; 43% preschool; 18% school-age

Type of facility: 88% family child care homes; 69% child care centers

Schedule of care: 58% full-time care (0–5 years); 43% part-time care (0–5 years)

Reasons for needing child care: 77% employment; 1% school/training; 17% looking for work

Portion of Income Needed to Pay for Basic Family Needs: Housing and One Preschooler in a Licensed Center



- A breakdown of slots by age is not available for family child care homes because they are licensed to care for children of all ages.
- Children (0–13 years old) living with two parents or with a single parent in the labor force. 2000 U.S. Census.
- Full-time and part-time schedules are percentages of total slots. Some centers that are exempt from licensing requirements are included in the percentages related to care during non-traditional hours (evening, weekend, or overnight.) Non-traditional schedules are percentages of total sites.
- Since some parents find child care without using R&Rs, the calls recorded here do not necessarily represent total demand for child care, although they do reflect trends.