

Marin County

“The demand for subsidized care has increased considerably in several areas of Marin. This creates a big responsibility for us to ensure that we are expanding the pool of providers.”

– R&R Counselor

Known for its natural beauty and the wealth of its population (Marin’s median family income is the highest in the state), Marin County relies on a large service economy – ranging from maids and gardeners to retail and restaurant workers, as well as teachers, fire fighters, and police. Workers in these professions earn less than the county’s median income and often have early morning, evening, or weekend shifts. But finding child care during these hours is a challenge. While 80 percent of the licensed child care supply is center-based, only 3 percent of these centers offer care during these non-traditional hours. Another pressing issue is the lack of infant care for families of all incomes. Only 5 percent of center slots are for children under two. In addition, many Marin-based providers leave the profession in search of higher-paying jobs. Turnover is greater among family child care providers, on whom the R&R says many low-income families rely on for care. Marin is becoming more ethnically diverse, with more than 11,000 households speaking either Spanish or an Asian language.

Focus on building the supply

Marin Child Care Council, the county’s resource and referral (R&R) agency, is working to expand the supply and improve the quality of child care in Marin, through the statewide Child Care Initiative Project (CCIP). This resulted in a dramatic increase in family child care providers seeking training. The R&R also hosted a community forum which brought together several community agencies that offer programs for family child care providers. With state funding (SB 1703), the R&R is working to increase the supply of providers prepared to care for children with special needs. To address the need for additional child care center spaces, First 5 Marin and the Marin Community Foundation have funded “Making Space for Children,” a project of the Low Income Investment Fund (LIIF) to provide technical assistance on real estate issues and financing.

The People ¹	1990	2000	Change
Total number of residents	230,096	247,289	7%
Total number of employed residents		126,646	
Percent working outside the county		38%	
Percent working non-traditional hours		14%	
Total number of households	95,233	100,736	6%
Speaking English	79,072	79,287	0%
Speaking Spanish	4,997	8,308	66%
Speaking an Asian language	2,365	3,026	28%

The Children¹ 2000

Total number of children (0–13 years) 39,323

Under 2	2	3	4	5	6–11	12	13
5,306	2,647	2,697	2,746	2,710	17,568	2,855	2,794

Children 0–5 living in poverty (% of total) 1,194 (8%)

Children 0–5 living in single parent household (% of total) 1,970 (13%)

Total number of children (0–13) with parents in the labor force² 22,775

Under 2	2	3	4	5	6–13
2,635	1,320	1,310	1,480	1,550	14,480

Child Care Cost and Family Income 2002

Average annual cost of full-time licensed care for a preschooler, 2–5 years old, in a center ³	\$8,922
Annual minimum wage of a full-time worker ⁴	\$14,040
Care for a preschooler as a percent of income of a single parent household at minimum wage	64%
Annual median family income ¹	\$88,934
Annual fair market rent for a two-bedroom unit ⁵	\$20,964
Salary of entry-level public school teacher ⁶	\$33,387

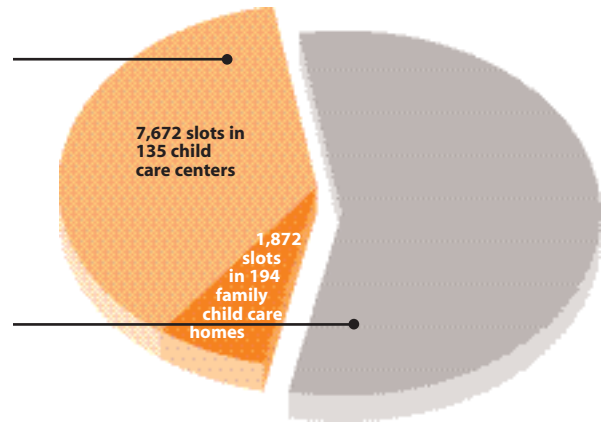
1. U.S. Census Bureau, 1990; 2000.
2. This number reflects children with either two parents or single head of household in the labor force.
3. 2002 Regional Market Rate Survey of California Child Care Providers.
4. California Department of Industrial Relations, Industrial Welfare Commission, 2002.
5. U.S. Department of Housing and Urban Development, 2002.
6. California Department of Education, 2002-2003.

For more information about child care in Marin County, call:
Marin Child Care Council 415-491-5775

Child Care Supply in Marin County

Licensed Child Care Supply 9,544 slots

Total number of licensed slots	9,544
Percent of slots in child care centers	80%
% of slots for infants (under 2 years old)	5%
% of slots for preschoolers (2–5 years old)	63%
% of slots for school-age children (6 years and older)	32%
Percent of slots in family child care homes ¹	20%



Children with Parents in the Labor Force² 22,775

Licensed child care is only available for 42% of children with parents in the labor force².

- Licensed center-based care available for 16% of infants¹
- Licensed center-based care available for 85% of preschoolers¹

Supply of Licensed Child Care and Requests from Parents to the R&R

		Child Care Centers	Family Child Care Homes
Facilities	Total number of sites	135	194
	Total number of slots	7,672	1,872 ¹
	Infant slots	414	
	Preschool slots	4,814	
	School-age slots	2,444	
Schedules³	Full-time and part-time	91%	88%
	Only full-time available	3%	5%
	Only part-time available	6%	7%
	Care available during non-traditional hours	3%	18%

Parent Requests to the R&R⁴

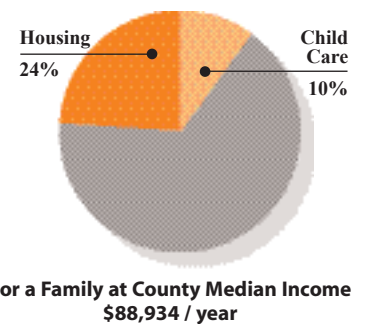
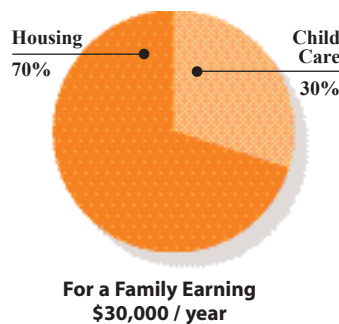
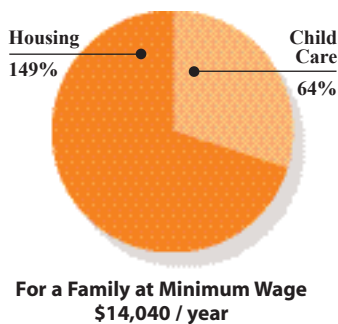
Type of care: 36% infant/toddler; 54% preschool; 10% school-age

Type of facility: 97% family child care homes; 91% child care centers

Schedule of care: 55% full-time care (0–5 years); 47% part-time care (0–5 years)

Reasons for needing child care: 40% employment; 4% school/training; 18% looking for work

Portion of Income Needed to Pay for Basic Family Needs: Housing and One Preschooler in a Licensed Center



1. A breakdown of slots by age is not available for family child care homes because they are licensed to care for children of all ages.
2. Children (0–13 years old) living with two parents or with a single parent in the labor force. 2000 U.S. Census.
3. Full-time and part-time schedules are percentages of total slots. Some centers that are exempt from licensing requirements are included in the percentages related to care during non-traditional hours (evening, weekend, or overnight.) Non-traditional schedules are percentages of total sites.
4. Since some parents find child care without using R&Rs, the calls recorded here do not necessarily represent total demand for child care, although they do reflect trends.