

Although Madera County got its start – and its name – from a large local lumber mill that operated until the Great Depression forced its closure, Madera (Spanish for “wood”) later reinvented itself as a farming community. Explosive growth over the last decade has brought new industry into the area, but the county remains primarily agricultural. Farm laborers, many of them monolingual, Spanish-speaking, work long hours and earn low wages. Part of the year they may work only part-time or not at all. This makes the need for subsidies to pay for rising child care costs a major concern. Finding providers who offer care for infants and toddlers as well as during non-traditional hours is also a challenge. Just 4 percent of slots licensed child care centers are for children under two. And only 2 percent of centers provide care during evenings and weekends when many parents are at work.

Focused efforts improve quality

Through the efforts of Madera County Community Action Agency, the local resource and referral (R&R) agency, the number of licensed, Spanish-speaking providers has increased considerably to meet the complex child care demands of working families (the number of Spanish-speaking households grew by nearly 5,000 between 1990 and 2000). The R&R has encouraged both new and existing licensed providers to address the county’s unmet child care needs, including care during non-traditional hours and care for children with special needs. The agency’s first round of funds from the statewide Child Care Initiative Project (CCIP) provided quality training opportunities for new and existing providers. In addition, other collaborative efforts between the county’s Office of Education, Adult Education program, and other community groups to expand training opportunities have been helpful for both parents and providers. The R&R has also reached out to the community, attending parent meetings at area elementary schools to discuss both how to find quality child care and how to become a licensed provider.

Madera County

“We have a large migrant farm worker population, so the fact that we do our training in Spanish, as well as in English, has proven very important and has really improved the quality of care available to Spanish-speaking families.”
 – R&R Counselor

The People ¹	1990	2000	Change
Total number of residents	88,090	123,109	40%
Total number of employed residents		40,958	
Percent working outside the county		31%	
Percent working non-traditional hours		21%	
Total number of households	28,317	36,207	28%
Speaking English	20,165	22,953	14%
Speaking Spanish	6,709	11,543	72%
Speaking an Asian language	195	361	85%

The Children¹ 2000

Total number of children (0–13 years) 28,083

Under 2	2	3	4	5	6–11	12	13
3,622	1,900	1,946	1,975	2,026	12,637	2,003	1,974

Children 0–5 living in poverty (% of total) 4,061 (36%)

Children 0–5 living in single parent household (% of total) 2,431 (26%)

Total number of children (0–13) with parents in the labor force² 14,340

Under 2	2	3	4	5	6–13
1,670	970	1,025	900	1,200	8,575

Child Care Cost and Family Income 2002

Average annual cost of full-time licensed care for a preschooler, 2–5 years old, in a center³ \$5,298

Annual minimum wage of a full-time worker⁴ \$14,040

Care for a preschooler as a percent of income of a single parent household at minimum wage 38%

Annual median family income¹ \$39,226

Annual fair market rent for a two-bedroom unit⁵ \$6,420

Salary of entry-level public school teacher⁶ \$33,040

1. U.S. Census Bureau, 1990; 2000.
2. This number reflects children with either two parents or single head of household in the labor force.
3. 2002 Regional Market Rate Survey of California Child Care Providers.
4. California Department of Industrial Relations, Industrial Welfare Commission, 2002.
5. U.S. Department of Housing and Urban Development, 2002.
6. California Department of Education, 2002-2003.

For more information about child care in Madera County, call:

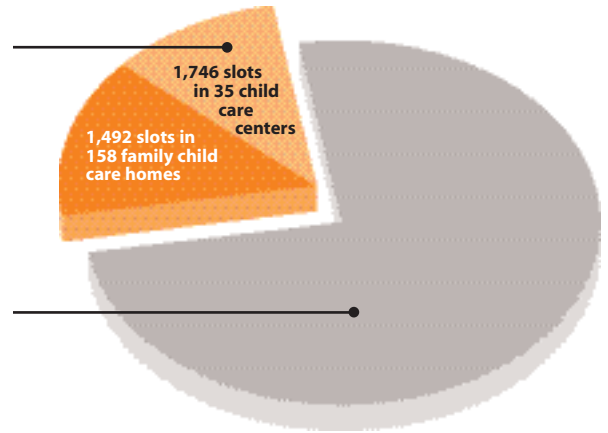
Madera County Community Action Agency
 Child Care Resource and Referral

559-675-8469

Child Care Supply in Madera County

Licensed Child Care Supply 3,238 slots

Total number of licensed slots	3,238
Percent of slots in child care centers	54%
% of slots for infants (under 2 years old)	4%
% of slots for preschoolers (2–5 years old)	76%
% of slots for school-age children (6 years and older)	20%
Percent of slots in family child care homes ¹	46%



Children with Parents in the Labor Force² 14,340

Licensed child care is only available for 23% of children with parents in the labor force².

- Licensed center-based care available for 4% of infants¹
- Licensed center-based care available for 33% of preschoolers¹

Supply of Licensed Child Care and Requests from Parents to the R&R

		Child Care Centers	Family Child Care Homes
Facilities	Total number of sites	35	158
	Total number of slots	1,746	1,492 ¹
	Infant slots	63	
	Preschool slots	1,335	
	School-age slots	348	
Schedules³	Full-time and part-time	72%	85%
	Only full-time available	6%	12%
	Only part-time available	22%	3%
	Care available during non-traditional hours	2%	41%

Parent Requests to the R&R⁴

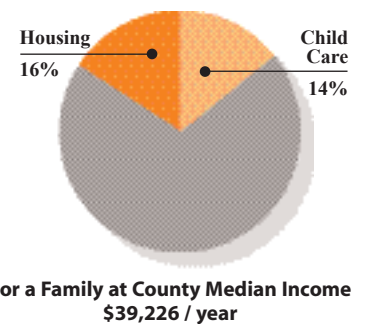
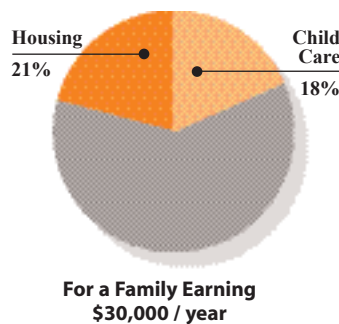
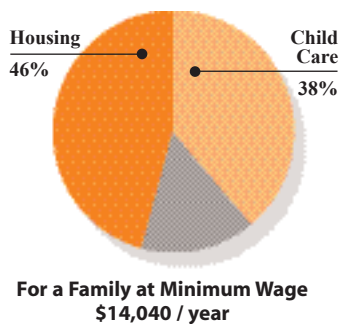
Type of care: 30% infant/toddler; 42% preschool; 28% school-age

Type of facility: 99% family child care homes; 61% child care centers

Schedule of care: 89% full-time care (0–5 years); 13% part-time care (0–5 years)

Reasons for needing child care: 84% employment; 20% school/training

Portion of Income Needed to Pay for Basic Family Needs: Housing and One Preschooler in a Licensed Center



1. A breakdown of slots by age is not available for family child care homes because they are licensed to care for children of all ages.
2. Children (0–13 years old) living with two parents or with a single parent in the labor force. 2000 U.S. Census.
3. Full-time and part-time schedules are percentages of total slots. Some centers that are exempt from licensing requirements are included in the percentages related to care during non-traditional hours (evening, weekend, or overnight.) Non-traditional schedules are percentages of total sites.
4. Since some parents find child care without using R&Rs, the calls recorded here do not necessarily represent total demand for child care, although they do reflect trends.