

Butte County

“We have a lot of families on waiting lists. Many of these new families need care for infants and care during nights and weekends. They need it now.”

– R&R Counselor

For parents in Butte County who work in the factories, fields, or service jobs that make up the area’s economy, early morning, late night or weekend shifts are often required. Sometimes work schedules vary from week to week. Finding licensed child care during these hours and weekends – as well as infant and toddler care – can be challenging. Only 3 percent of licensed child care centers offer care during non-traditional hours. Less than 15 percent of licensed family child care homes offer such care. Demand for non-traditional hour care has been strained even further in recent years, as welfare reform brings more parents into entry-level jobs requiring evening and weekend hours. Many parents turn to informal, license-exempt care by extended family or neighbors.

Improving care for all children

To improve the quality of license-exempt care, the local resource and referral (R&R) agency, Valley Oak Children’s Services, began the Caregivers Workshop Project. The program encourages license-exempt caregivers and parents who participate in the child care subsidy program to attend workshops on health, safety, nutrition, discipline, basic child development, and communication between parent and provider. Exempt providers are also being trained in CPR. To address the growing number of Southeast Asians in the county who are providing license-exempt care, a Hmong-speaking counselor has been hired by the R&R.

To expand and retain the supply of family child care, the R&R is involved in the statewide Child Care Initiative Project (CCIP), which provides comprehensive training on child development and on how to operate a successful family child care business. Additionally, a collaborative effort to retain supply and improve quality – Project REWARDS – funded by the county’s First 5 Commission and the Department of Employment and Social Services, has provided more than \$595,000 in stipends to 508 child care providers for participating in professional development activities.

The People ¹	1990	2000	Change
Total number of residents	182,120	203,171	12%
Total number of employed residents		80,809	
Percent working outside the county		9%	
Percent working non-traditional hours		23%	
Total number of households	71,778	79,674	11%
Speaking English	63,238	68,625	9%
Speaking Spanish	4,453	6,781	52%
Speaking an Asian language	1,152	1,500	30%

The Children¹ 2000

Total number of children (0–13 years) 36,830

Under 2	2	3	4	5	6–11	12	13
4,470	2,232	2,363	2,572	2,543	16,754	2,890	3,006

Children 0–5 living in poverty (% of total) 3,833 (28%)

Children 0–5 living in single parent household (% of total) 3,321 (27%)

Total number of children (0–13) with parents in the labor force² 20,085

Under 2	2	3	4	5	6–13
2,285	1,170	1,245	1,260	1,260	12,865

Child Care Cost and Family Income 2002

Average annual cost of full-time licensed care for a preschooler, 2–5 years old, in a center³ \$4,406

Annual minimum wage of a full-time worker⁴ \$14,040

Care for a preschooler as a percent of income of a single parent household at minimum wage 31%

Annual median family income¹ \$41,010

Annual fair market rent for a two-bedroom unit⁵ \$7,248

Salary of entry-level public school teacher⁶ \$27,983

1. U.S. Census Bureau, 1990; 2000.
2. This number reflects children with either two parents or single head of household in the labor force.
3. 2002 Regional Market Rate Survey of California Child Care Providers.
4. California Department of Industrial Relations, Industrial Welfare Commission, 2002.
5. U.S. Department of Housing and Urban Development, 2002.
6. California Department of Education, 2002-2003.

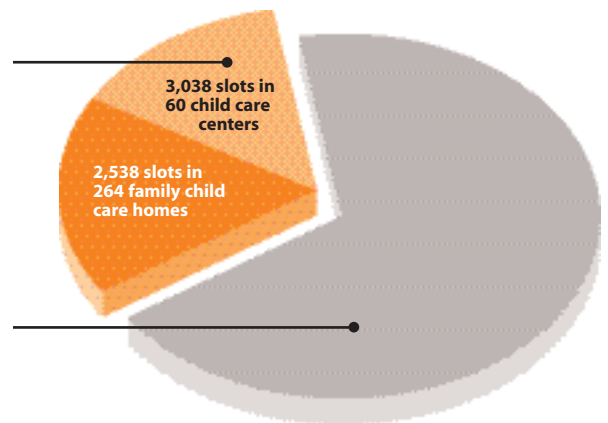
For more information about child care in Butte County, call:

Valley Oak Children’s Services 530-895-3572

Child Care Supply in Butte County

Licensed Child Care Supply 5,576 slots

Total number of licensed slots	5,576
Percent of slots in child care centers	54%
% of slots for infants (under 2 years old)	7%
% of slots for preschoolers (2–5 years old)	76%
% of slots for school-age children (6 years and older)	17%
Percent of slots in family child care homes ¹	46%



Children with Parents in the Labor Force² 20,085

Licensed child care is only available for 28% of children with parents in the labor force².

- Licensed center-based care available for 9% of infants¹
- Licensed center-based care available for 47% of preschoolers¹

Supply of Licensed Child Care and Requests from Parents to the R&R

		Child Care Centers	Family Child Care Homes
Facilities	Total number of sites	60	264
	Total number of slots	3,038	2,538 ¹
	Infant slots	207	
	Preschool slots	2,302	
	School-age slots	529	
Schedules³	Full-time and part-time	89%	94%
	Only full-time available	0%	5%
	Only part-time available	11%	1%
	Care available during non-traditional hours	3%	14%

Parent Requests to the R&R⁴

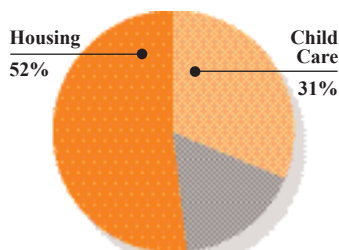
Type of care: 31% infant/toddler; 44% preschool; 26% school-age

Type of facility: 91% family child care homes; 90% child care centers

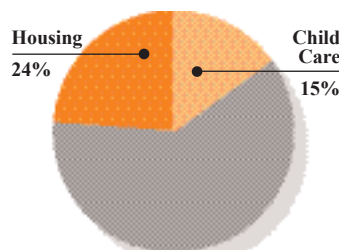
Schedule of care: 73% full-time care (0–5 years); 44% part-time care (0–5 years)

Reasons for needing child care: 74% employment; 19% school/training; 4% looking for work

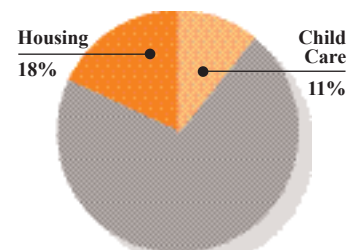
Portion of Income Needed to Pay for Basic Family Needs: Housing and One Preschooler in a Licensed Center



**For a Family at Minimum Wage
\$14,040 / year**



**For a Family Earning
\$30,000 / year**



**For a Family at County Median Income
\$41,010 / year**

- A breakdown of slots by age is not available for family child care homes because they are licensed to care for children of all ages.
- Children (0–13 years old) living with two parents or with a single parent in the labor force. 2000 U.S. Census.
- Full-time and part-time schedules are percentages of total slots. Some centers that are exempt from licensing requirements are included in the percentages related to care during non-traditional hours (evening, weekend, or overnight.) Non-traditional schedules are percentages of total sites.
- Since some parents find child care without using R&Rs, the calls recorded here do not necessarily represent total demand for child care, although they do reflect trends.